

6th January 2022

Loans to individuals – France • November 2021

Housing loans production remains strong in November

- The annual growth rate of outstanding loans to individuals stood at a high level in November (+5.9% after 5.7% in October), supported by the housing loans component (+6.3%, after +6.4% in October).
- The growth rate of consumer credit - which takes into account cost-split payments granted by credit institutions – picks up sharply at +3.8%, after +2.1% in October.
- Housing loans production amounts to 23.1 billion (18.1 billion excluding renegotiated loans), after 24.3 billion in October (19.5 billion excluding renegotiated loans).
- Interest rates on new housing loans remain at a low point at 1.12%, after 1.13% in October.
- After taking into account the estimates of flows, growth rates and interest rates for the month of December, 2021 would be the most dynamic year since 2017, with a cumulative annual flow of around 273 billion (as in 2017). The growth rate should reach 6.4% after 5.5% in 2020, in a context of still very low interest rates (1.12%).

Outstanding amounts and annual growth rates (without seasonal adjustment)

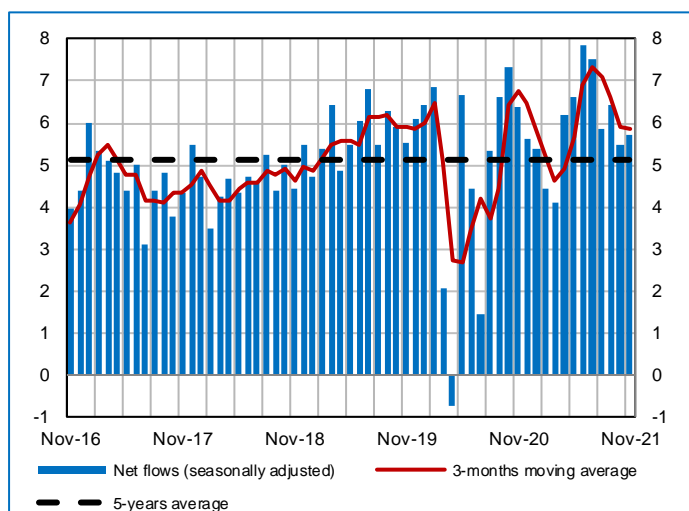
(Outstanding amounts in € Bn, annual growth rate in %)

	End-of-month level	Annual growth rate			
	nov-21	sept-21	oct-21	nov-21	dec-21*
Total	1 431	5.9	5.7	5.9	
<i>Lending for house purchase</i>	1 205	6.6	6.4	6.3	6.4
<i>Credit for consumption</i>	195	2.7	2.1	3.8	
<i>Other lending</i>	30	1.1	4.7	3.3	

(*) Nowcasting

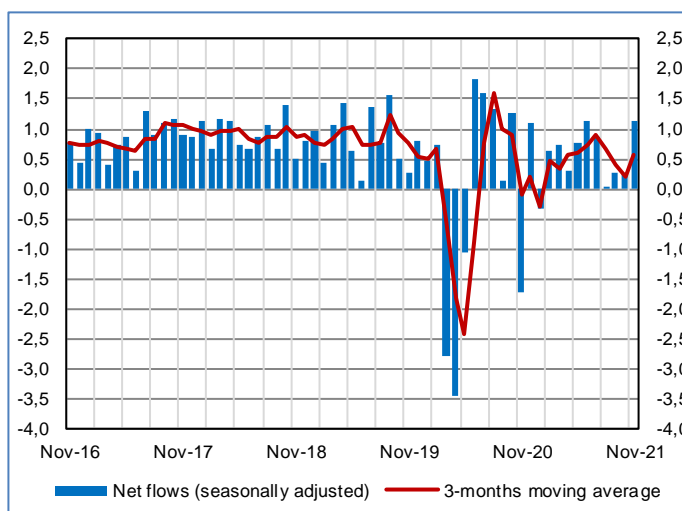
Housing loans to individuals (seasonally adjusted)

(In billion euros)



Credit for consumption (seasonally adjusted)

(In billion euros)





Production of new loans

(excluding overdrafts, monthly flows seasonally adjusted (a))

(volumes in billion euros, proportion in percentage)	Jul-21	Aug-21	Sept-21	Oct-21 (e)	Nov-21 (f)	Dec-21 (g)
- loans for consumption purposes (b)	5.5	5.7	5.7	5.7	5.9	
- housing loans	24.4	23.7	23.0	24.3	23.1	20.8
of which housing loans excluding renegotiations	20.3	19.6	18.9	19.5	18.1	
- proportion of renegotiation (not seasonally adjusted) in % (c)	16.7	17.4	17.8	19.7	21.5	

Interest rates on new loans (narrow defined effective rate, monthly average)

(in percentage)	Jul-21	Aug-21	Sept-21	Oct-21 (e)	Nov-21 (f)	Dec-21 (g)
- housing loans	1.12	1.12	1.13	1.13	1.12	1.12
of which housing loans long term and fixed rates	1.12	1.12	1.12	1.12	1.12	
of which housing loans short term and floating rates	1.23	1.25	1.22	1.20	1.21	
of which housing loans excluding renegotiations	1.08	1.09	1.09	1.08	1.07	
- loans for consumption purposes (b)	3.44	3.56	3.43	3.51	3.58	
- overdrafts for individuals (d)	4.90	4.97	5.15	5.12	5.10	

(a) Parameters for seasonal adjustment are updated each month, taking into account monthly data under review.

(b) Excluding revolving loans. Loans for splitted-cost payments (mainly "loans granted on market place" and "extended credit-card credits" are included into consumption loans.

(c) Ratio of renegotiated loans on housing loans, both not seasonally adjusted

(d) Overdrafts: negative balance of ordinary accounts + commercial credits + factoring + cash credits without fixed repayment schedule (including mobilization of revolving loans).

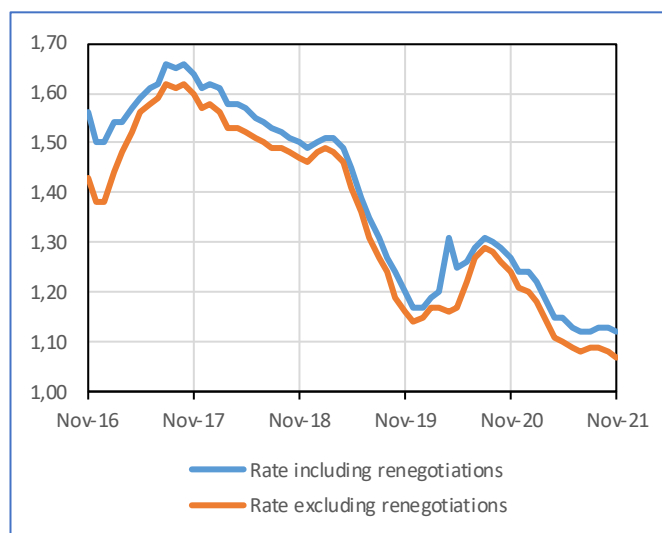
(e) Revised data

(f) Provisional data

(g) Nowcasting

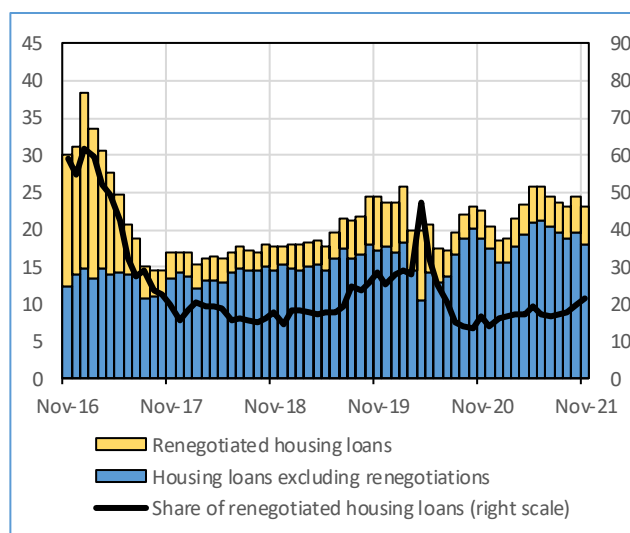
Interest rates on housing loans, all maturities

(Narrowly defined effective rate, average weighted by long and short term flows, in %)



Share of renegotiated loans in new housing loans

(Monthly seasonally adjusted new loans in € Bn, share in %)





Additional information

Only loans granted to individuals (households excluding sole proprietors and unincorporated partnerships) by resident monetary financial institutions are presented here.

The outstanding growth rates are calculated from monthly changes in stocks (including sales and securitization) by correcting from modifications that do not reflect economic changes, especially, the accounting derecognition of loans from the MFI's statistical balance sheet due to write-offs/write-downs. Conversely, exchange rate effects are taken into account without any change for technical reasons. Monthly growth rates are those of new loans agreed, i.e. disbursed. Nevertheless, new loan production represents new loans granted, even when they are not actually disbursed to the borrower, in accordance with the Eurosystem harmonised methodology, which aims to provide the public with an indicator that rapidly reflects changes in loan production. For this reason, the production of new loans differs from monthly changes in outstanding loans. Indeed, on the one hand, outstanding loans are recorded after the effective disbursement of funds and, on the other hand, they are reduced by the amortization of old loans.

The weighted average rates and new business volumes are calculated according to the harmonized definitions of the Eurosystem. Published rates are the narrowly defined effective rate (NDER). They correspond to the interest component of the Annual Percentage Rate of Charge (APRC). Renegotiated loans also include external mortgage repurchases.

As of October 1st, 2021, the Banque de France start offering a nowcasting on new business loans and interest rates based on a model which takes into account market conditions (reference interest rate, property transfer duties...) and the past values of the estimated variables. The absolute nowcasting deviation is on average 0.6 billion euros over the long term, i.e. 3% of the average gross flow. For interest rates, the absolute deviation is 1 basis point on average.

