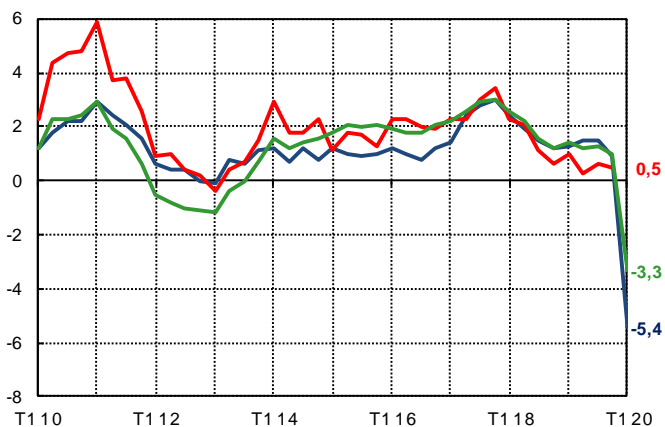


# Main Statistical Indicators

— France — Euro area — Germany

## GDP GROWTH RATE

GDP at market prices - Growth rate, over 1 year (%)



Source : INSEE, Eurostat

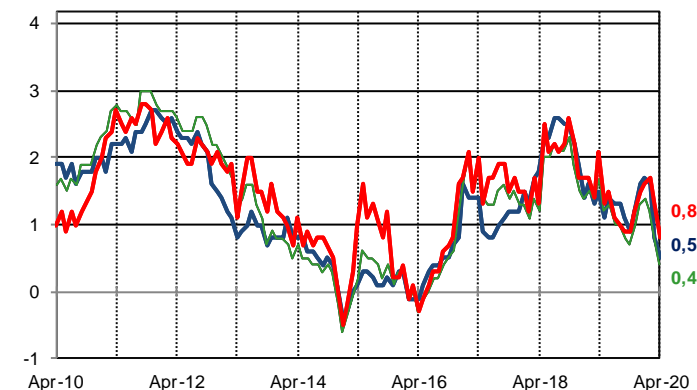
## PUBLIC FINANCES

As % of GDP	France	Germany	Euro Area
<b>Public budget balance</b>	<b>2019</b>	<b>2019</b>	<b>2019</b>
	-3.0	+1.4	-0.6
<b>Public budget balance</b>			
<b>Q4 2019</b>	-3.0	+1.4	-0.6
<b>Structural budget balance, General government</b>			
<b>2019 (final)</b>	-2.7	+1.1	-0.9
<b>2020 (forecast)</b>	-2.6	+0.7	-1.1
<b>Public debt</b>			
<b>Q4 2019</b>	<b>98.1</b>	<b>59.8</b>	<b>84.2</b>

Source : INSEE, Eurostat, European Commission

## INFLATION RATE

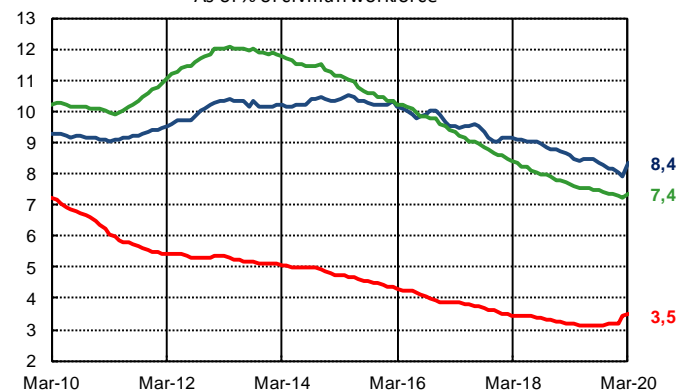
HICP, Annual rate (%)



Source : INSEE, Destatis, Eurostat

## UNEMPLOYMENT RATE

As of % of civilian workforce



Source : Eurostat

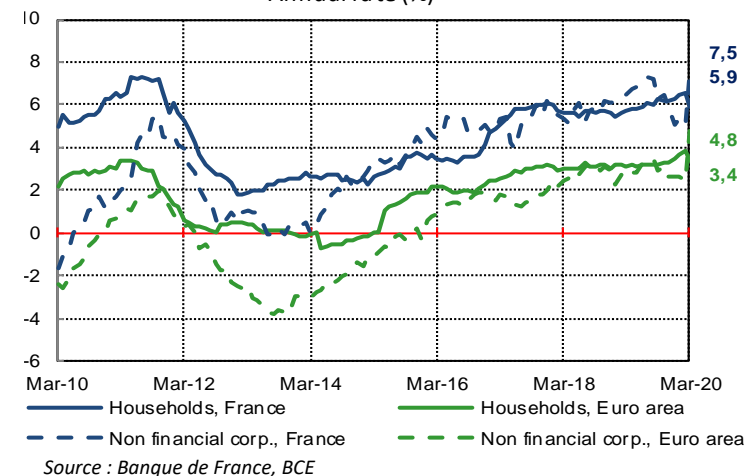
## BoP : CURRENT ACCOUNT

As % of GDP, seasonally adjusted balance	Q4 2019
<b>France</b>	<b>-0.3</b>
<b>Germany</b>	<b>+7.9</b>
<b>Euro area</b>	<b>+2.6</b>

Source : Banque de France, Bundesbank, Eurostat  
Calculation Banque de France - DGS

## LOANS TO HOUSEHOLDS & NON FINANCIAL CORPORATIONS

Annual rate (%)



Source : Banque de France, BCE