

# Business survey October 2016

## Manufacturing industry, market services and construction

9 November 2016

- **In October, industrial production rose moderately.** The automobile industry rebounded; the chemicals and pharmaceutical industries gained ground. Equipment manufacturing was stable.

Deliveries continued to firm.

Order books were fairly strong.

**Business leaders are expecting industrial production to grow more markedly in November.**

- **Service sector activity made further gains.** IT services and transport grew, as did temporary work. The accommodation and food sector was stable.

Staff levels increased again.

Prices continued to trend downwards.

**Business leaders are expecting service sector activity to rise further in November.**

- **Construction sector activity rebounded** thanks to finishing works.

Order books are reasonably robust.

**Business leaders are expecting construction sector activity to grow in November.**

**The business sentiment indicator in manufacturing industry\*** stood at 99 in October, like in September.

**The business sentiment indicator in services\*** stood at 97 in October, like in September.

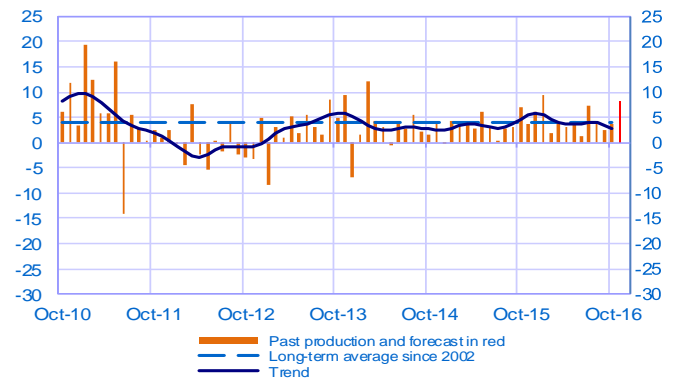
**The business sentiment indicator in construction\*** stood at 99 in October, after 98 in September.

According to the monthly index of business activity (MIBA), **GDP is expected to increase by 0.4% in the fourth quarter of 2016 (first estimate).**

\* Calculations are based on survey data, SA-WDA and smoothed over five months

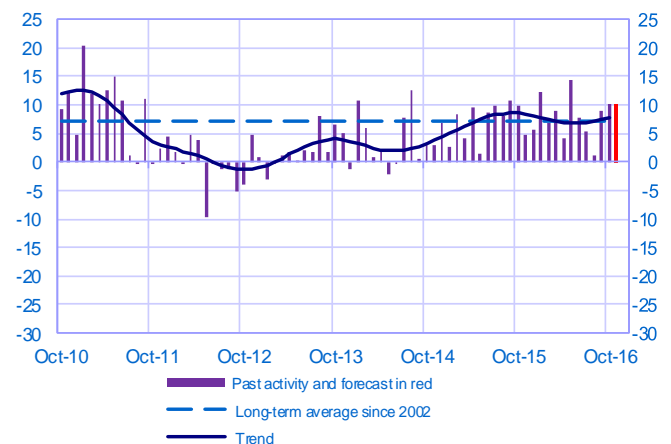
### Opinion on the outlook for industrial production\*

Balance of opinions, SA-WDA



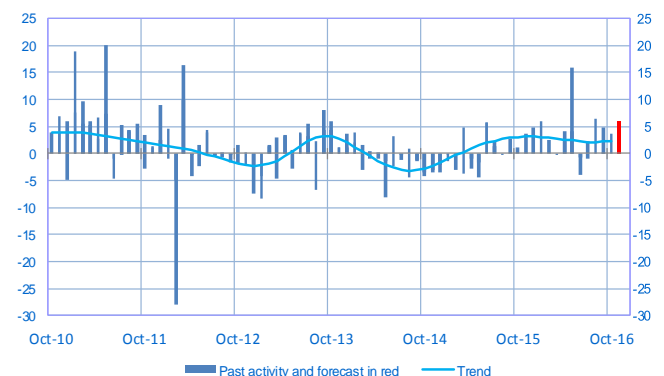
### Opinion on the outlook for services activity\*

Balance of opinions, SA-WDA



### Opinion on the outlook for construction activity\*

Balance of opinions, SA-WDA



\* A positive (negative) balance of opinions corresponds to a rise (fall) in the evolution of activity

## Manufacturing industry

	Dec-15	Jan-16	Feb-16	Mar-16	Apr-16	May-16	Jun-16	Jul-16	Aug-16	Sep-16	Oct-16	Nov-16
<b>Change</b>												<b>Forecast</b>
Production	6	9	2	4	3	4	1	7	4	2	4	<b>8</b>
Deliveries	7	13	1	5	4	3	3	8	1	5	6	
Total orders	5	12	2	7	3	4	6	8	6	7	5	
Staff	1	2	-1	1	0	1	0	-1	1	3	1	
Final goods prices	-2	-3	-3	-2	-1	-1	-1	-1	-1	0	0	
Commodity prices	-2	-4	-4	-3	-1	0	1	0	1	3	4	
<b>Level</b>												
Order books	8	7	7	7	7	7	8	8	9	12	12	
Inventories of finished goods	4	4	4	5	4	3	2	4	5	4	5	
Capacity utilisation rate	78.1	78.2	78.1	78.2	77.9	78.3	77.8	77.7	78.9	77.8	77.6	
Cash positions	11	11	10	10	9	10	13	10	11	16	14	

## Services

	Dec-15	Jan-16	Feb-16	Mar-16	Apr-16	May-16	Jun-16	Jul-16	Aug-16	Sep-16	Oct-16	Nov-16
<b>Change</b>												<b>Forecast</b>
Activity	6	12	7	9	4	14	8	5	1	9	10	<b>10</b>
Aggregate demand	5	11	6	10	4	14	8	5	6	9	10	
Prices	-1	-2	-2	-1	-1	0	-1	-1	-1	-3	-1	
Staff	3	4	4	6	4	7	5	3	6	7	7	
<b>Level</b>												
Cash positions	9	12	11	17	12	13	15	15	9	14	15	

## Construction

	Dec-15	Jan-16	Feb-16	Mar-16	Apr-16	May-16	Jun-16	Jul-16	Aug-16	Sep-16	Oct-16	Nov-16
<b>Change</b>												<b>Forecast</b>
Activity	5	6	3	0	4	16	-4	-1	7	0	4	<b>6</b>
Estimates prices	-2	-2	-2	-1	-1	0	0	-1	-1	-1	0	
Staff	-1	0	1	-1	1	0	0	0	2	1	2	
<b>Level</b>												
Order books	6	7	6	6	8	10	14	12	13	15	15	

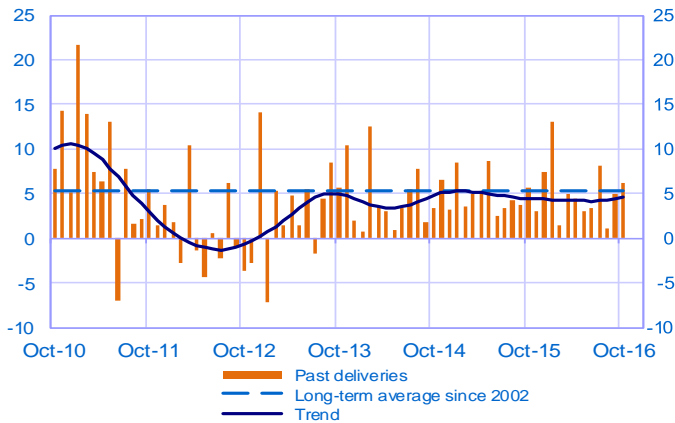
### Notes:

- A positive (negative) balance of opinions corresponds to a rise (fall) in the evolution of activity.
- The last point corresponds to the business leaders' forecasts of future activity.
- The series are revised on a monthly basis. These revisions take into account additional gross data and the evolution of the seasonal and working-day adjustment depending on the latest available data. The business sentiment indicators of the previous months are revised accordingly.

## Manufacturing industry

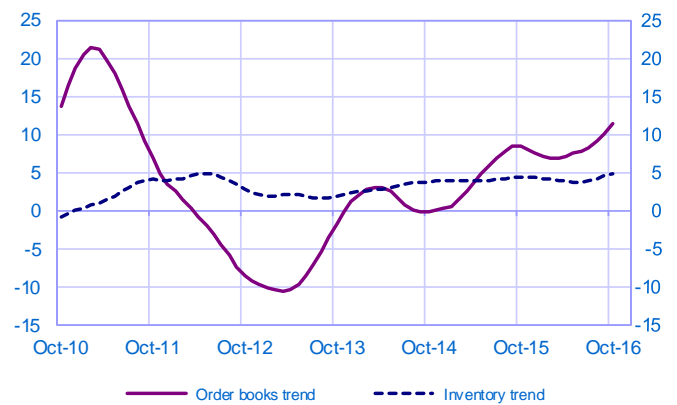
### Changes in deliveries

Balance of opinions, SA-WDA



### Inventories and order book level

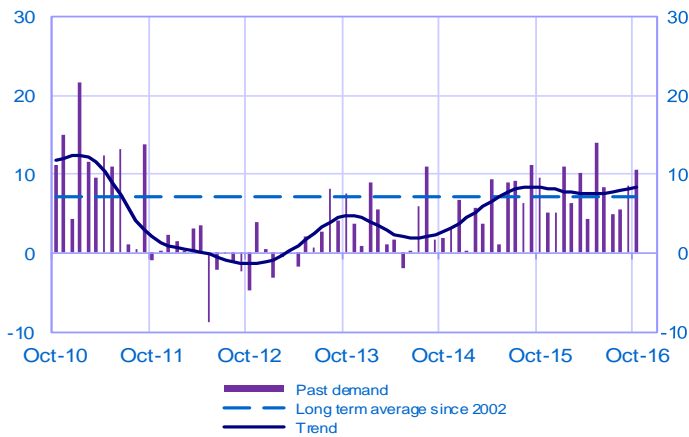
Balance of opinions, SA-WDA



## Services

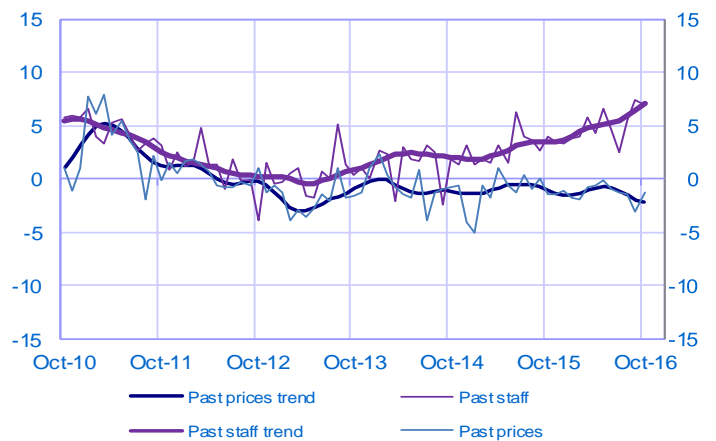
### Changes in demand

Balance of opinions, SA-WDA



### Changes in prices and staff

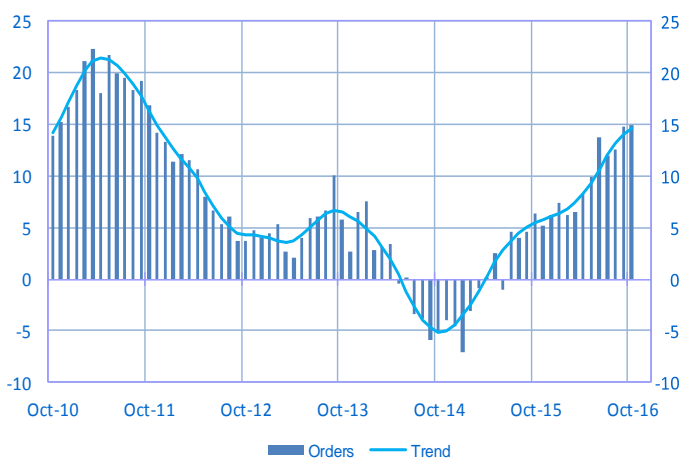
Balance of opinions, SA-WDA



## Construction

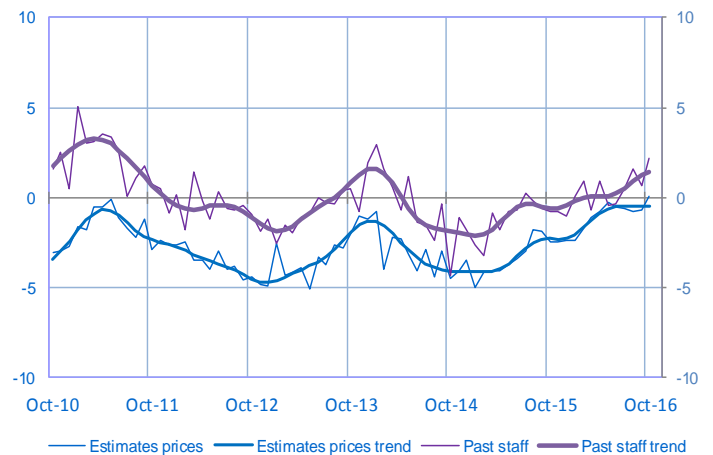
### Order book level

Balance of opinions, SA-WDA



### Changes in estimates prices and staff

Balance of opinions, SA-WDA



For further details, see [sectoral level information](#), the [methodology](#), the [publications calendar](#), the [contacts](#) and all statistical time series published by the Banque de France can be accessed [WEBSTAT Banque de France](#)

Subscription to press releases can be requested to [2503-DIFFUSION-UT@banque-france.fr](mailto:2503-DIFFUSION-UT@banque-france.fr)