

- The total outstanding amount of the NEU CP and NEU MTN markets was €279.9 billion in August, after €286.8 billion in July. The market decline was marked in the NEU MTN segment (-€2.9 bn). Developments in the NEU CP segment were mixed, with a decrease in the outstanding amount of public issuers (-5.4€ bn), financial issuers (-€1.8 bn) and an increase in corporate issuers (+2.7 bn €)
- The downward trend in financial issuers' rates continued in August for maturities of over 3 months
- In line with the ECB's rate hike, corporate rates continued to rise (+40 bps) on the 3-month pillar, whose issues fell sharply after record 10-year issues the previous month. Rates rose significantly on all pillars, but mainly on the longest maturities, in reduced issuance volumes.

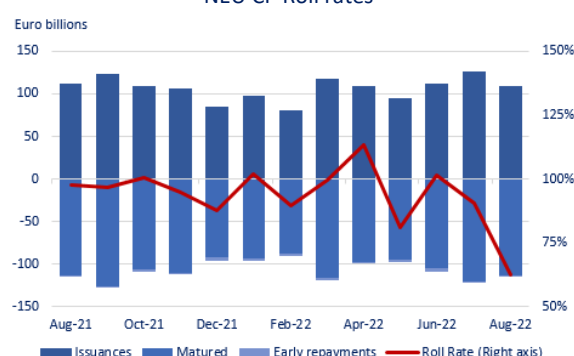
## 1. Market overview

Stocks (EUR billions) and annual variation

	Aug-22	Jul-22	Aug-21	Var. (%)
<b>NEU CP</b>	<b>242,0</b>	<b>247,8</b>	<b>258,5</b>	<b>-6,4%</b>
Financial issuers	143,0	144,8	154,8	-7,6%
Corporate issuers	71,4	68,7	64,3	11,0%
Public issuers	20,7	26,1	34,7	-40,3%
Securitization vehicles	6,9	8,2	4,7	46,8%
<b>NEU MTN</b>	<b>37,9</b>	<b>39,0</b>	<b>45,8</b>	<b>-17,2%</b>
<b>Total</b>	<b>279,9</b>	<b>286,8</b>	<b>304,3</b>	<b>-8,0%</b>

Source : Banque de France

NEU CP Roll rates



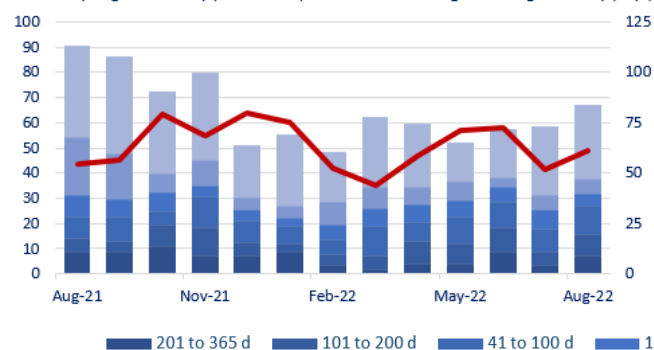
- The overall outstanding amount of the NEU CP market was €279.9 billion in August, down from the previous month.
- This is due to the decrease of public issuers (-€5.4 bn) which intensifies the general decrease of all issuers except corporates (+€2.7 bn). The decline in the outstanding amount of the NEU MTN market continues at €37.9bn (-€1.1bn over one month).
- Over one year, while there has been an increase in the outstanding amount of corporate issuers active on the NEU CP market (+€11bn for corporates), there has been a sharp decline in the outstanding amount of public issuers (-40.3%), while the outstanding amount of bank issuers has decreased (-7.6%)

## 2. Issuances and stocks of NEU CP by sector and by original maturity

### Financial issuers

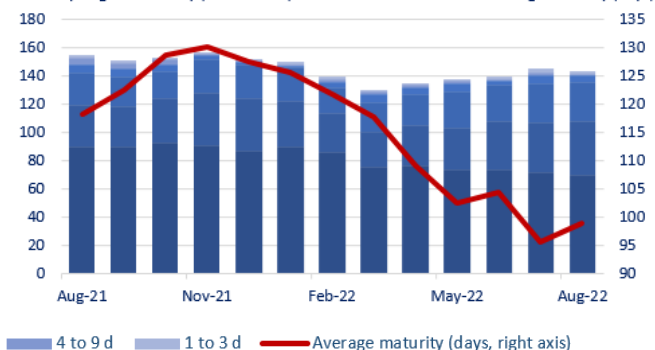
Issuance by original maturity (EUR billions)

Original average maturity (days)



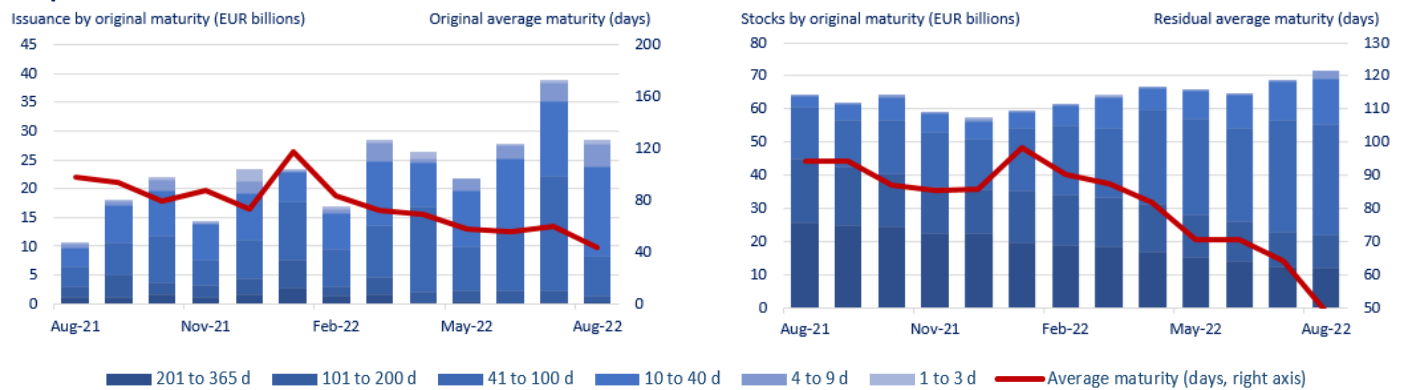
Stocks by original maturity (EUR billions)

Residual average maturity (days)



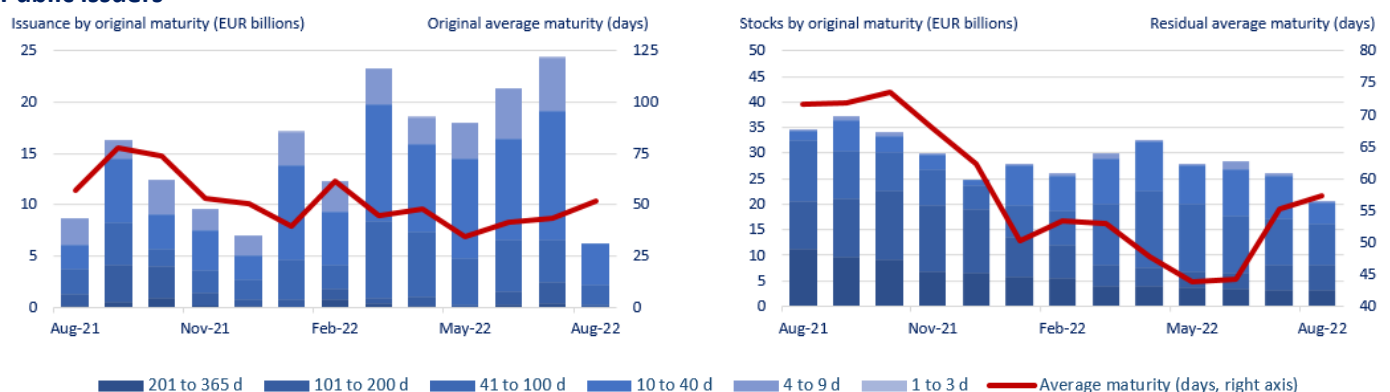
- Financial sector issues were up (€67.2 billion after €58.4 billion in July); the increase mainly concerned 201 to 365 day issues (+€4 billion).
- Due to the increase in 201-365 day issues, the average initial maturity has risen to 61 days from 52 days in July
- Outstanding amounts fell slightly after four months of increases (+€1.8 billion), while the average residual maturity stood at 103 days, compared with 96 days in July.

## Corporate issuers



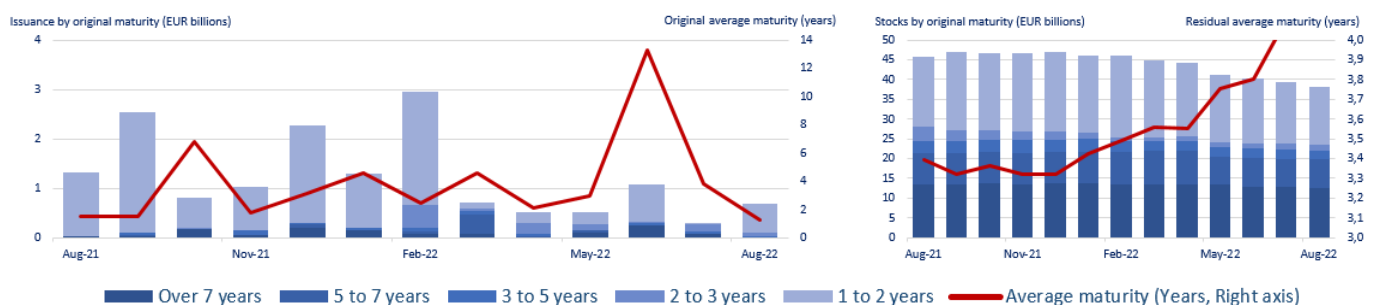
- Corporate issuance fell significantly between July and August, to €38.9 billion in July and €28.5 billion in August respectively, a drop of €10.4 billion over one month.
- The average initial maturity of issues fell sharply from 60 to 44 days.
- Outstanding amounts increased in August and reached a peak of €71.4 billion. The average residual maturity continued to fall (to 49 days from 64 days in July).

## Public issuers



- Issuance by public issuers was very low in August (€9 billion) compared to €24.3 billion in July.
- However, there was a marked increase in maturities, which led to an increase in the average initial maturity to 52 days from 43 days
- Outstanding amounts are down by €5.4 billion compared to July. The average residual maturity, however, continued to rise to 57 days (+2 days compared to July).

## 3. Issuances and stocks of NEU MTN by original maturity

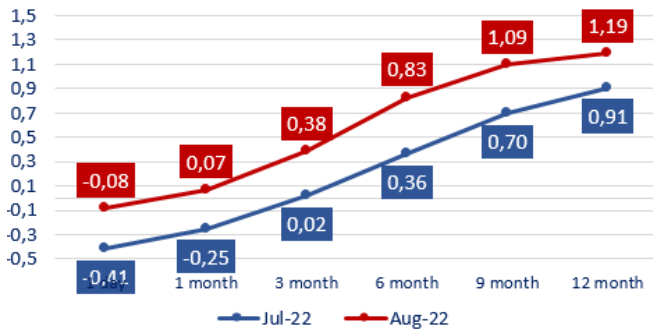


- NEU MTN's issues almost doubled in August, from €306 million to €677 million. The average residual maturity of issues fell to 1.3 days.
- Outstanding amounts fell by €1.1bn over the month, following this drop in activity in August.
- The average residual maturity of outstanding issues rose to 4.2 years from 4.1 years in July.

## 4. Average rates of NEU CP and maturities at issuance

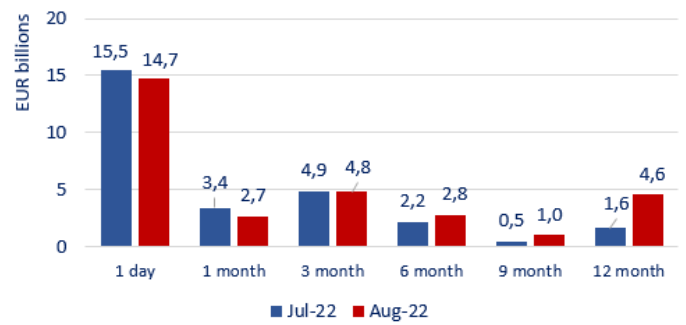
### Financial issuers

#### Average rates at issuance in Euros



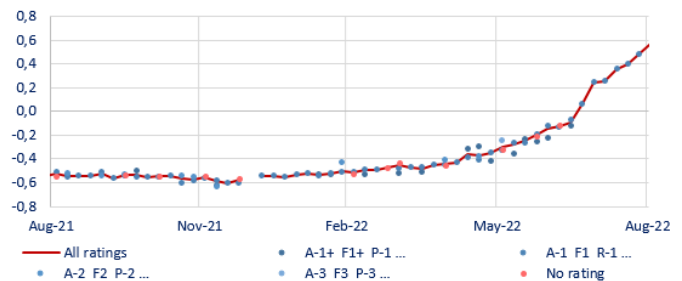
- Due to the timing of the second rate hike announced by the ECB, average rates across all maturities rose sharply in August
- The yield curve continued to steepen for terms of three months or longer. Average rates rose by 36 bps for 3-month, 47 bps for 6 month, 39 bps for 9 month and 28 bps for 12 month maturities.
- While issuance was down slightly on the daily pillar, there was an increase in volumes on longer maturities such as 12 months (+€3bn).

#### Cumulated issuances



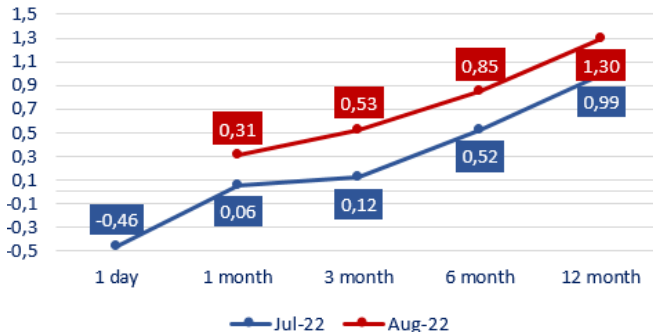
### Dispersion of financial issuers' average rates<sup>1</sup> at issuance on the 3-month maturity pillar (weekly data)

- Average issuer rates have increased by 20 bps since the previous month.
- The dispersion of average rates by rating category increased again in August for the fifth consecutive month.



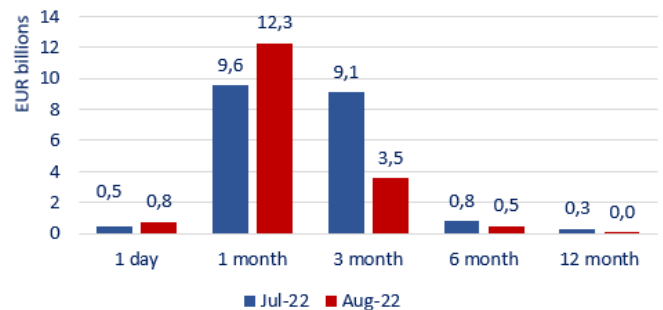
### Corporate issuers

#### Average rates at issuance in Euros



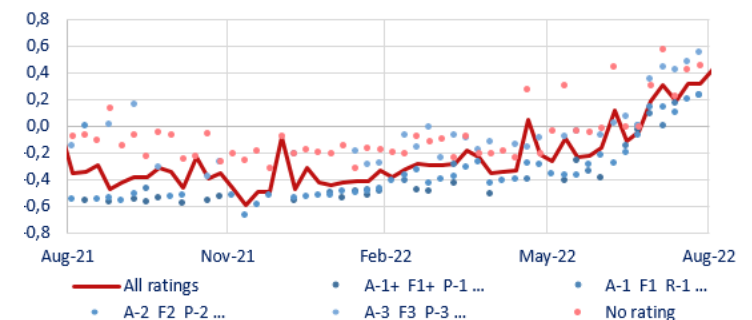
- Average rates are increasing on all pillars, and strongly on the flagship pillars (25 and 41 bps for 1 and 3 month maturities).
- Corporate issuers are strongly concentrated on the key maturities for working capital financing, i.e. the 1 and 3 month pillars. These issuers are moving away from the longer maturities (between 6 and 12 months) in a context of rising interest rates.

#### Cumulated issuances



### Dispersion of corporate issuers' average rates at issuance on the 1-month maturity pillar (weekly data)

- Average issuer rates have risen 10 bps in a few weeks.
- The dispersion of average rates by rating category is increasing in August.



<sup>1</sup> Outliers are not displayed so as to improve the clarity and detail of charts by dispersion of average rates.